

Workforce Analytics

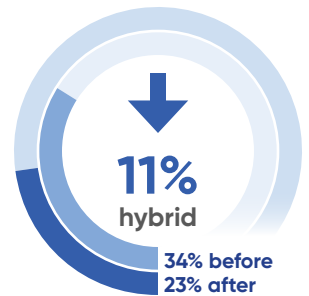
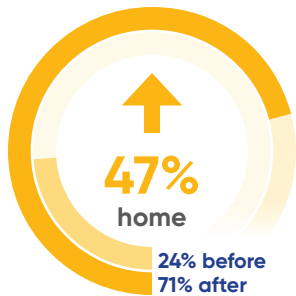
All Industries

Benchmarking & Insights

Understanding the shift in your workforce's preferences and how it can present opportunities for your business.

How have employee preferences changed since COVID-19?

Shifts in work location preference since March 2020



Average preferred number of days per week, by location

Before COVID



March 2020 - Present

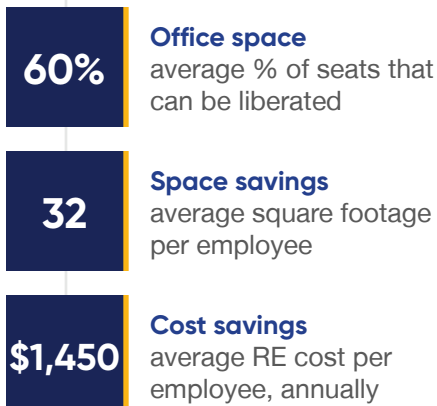


■ days at home ■ days in office



How can you accommodate your workforce while also creating opportunities for your business?

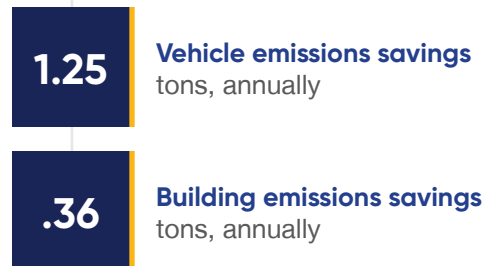
Real estate impact



Employee impact



Environmental impact



Data includes 17,208 survey respondents in multiple industries.

While there are definite trends among survey respondents, no two organizations are the same. Contact one of our workplace experts to understand how to better serve your employees.

[Contact us](#)