

Sublease

Woodbridge Corporate Plaza - E

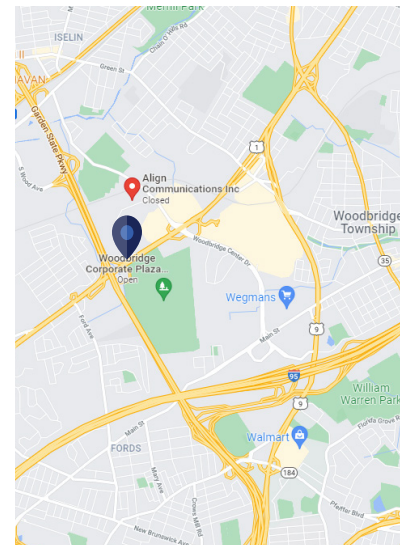
485 Route 1 South, Suite E-250
Iselin, NJ

Space Profile:

Premises	2nd Floor
RSF	4,189 RSF
Rental Rate	Negotiable
Availability	Immediate
Term	Through 9.30.2023
Building Class	A
Submarket	Woodbridge / Edison
Built	Renovated 2016
Parking	4.00/1,000

Features:

- Park amenities include fitness center, cafe, on-site management and shuttle service
- Numerous restaurants, hotels, and retail amenities near by



Contact:




Michael R. Epstein
732.740.2116
mepstein@cresa.com




Metropolitan Business Center
485 Route 1 South, Iselin NJ

Contact:



Michael R. Epstein
732.740.2116
mepstein@cresa.com



cresa . . .

Cresa © 2019. All rights reserved. The information contained in this document has been obtained from sources believed reliable. While Cresa does not doubt its accuracy, Cresa has not verified it and makes no guarantee, warranty, or representation about it. It is your responsibility to independently confirm its accuracy and completeness. Any projections, opinions, assumptions or estimates used are for example only and do not represent the current or future performance of the property. The value of this transaction to you depends on tax and other factors which should be evaluated by your tax, financial and legal advisors. You and your advisors should conduct a careful, independent investigation of the property to determine to your satisfaction the suitability of the property for your needs.

Floor Plans

485 Route 1 South, Iselin NJ

